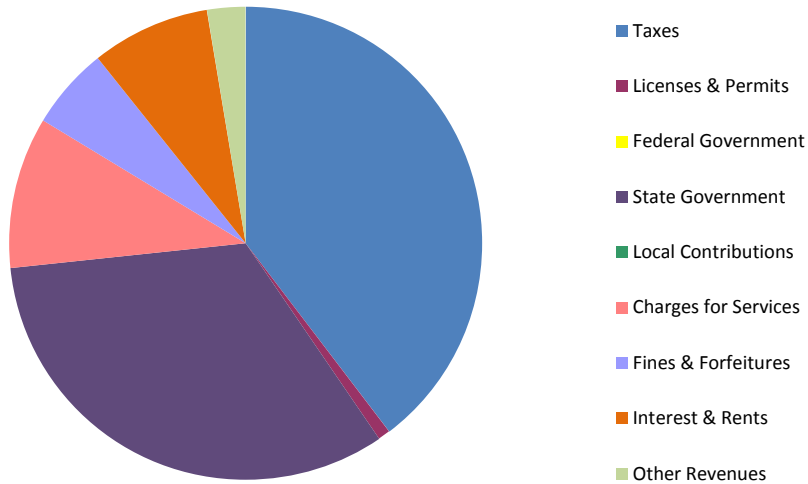


CITIZENS' GUIDE TO LOCAL UNIT FINANCES - Mount Morris - Genesee

REVENUES

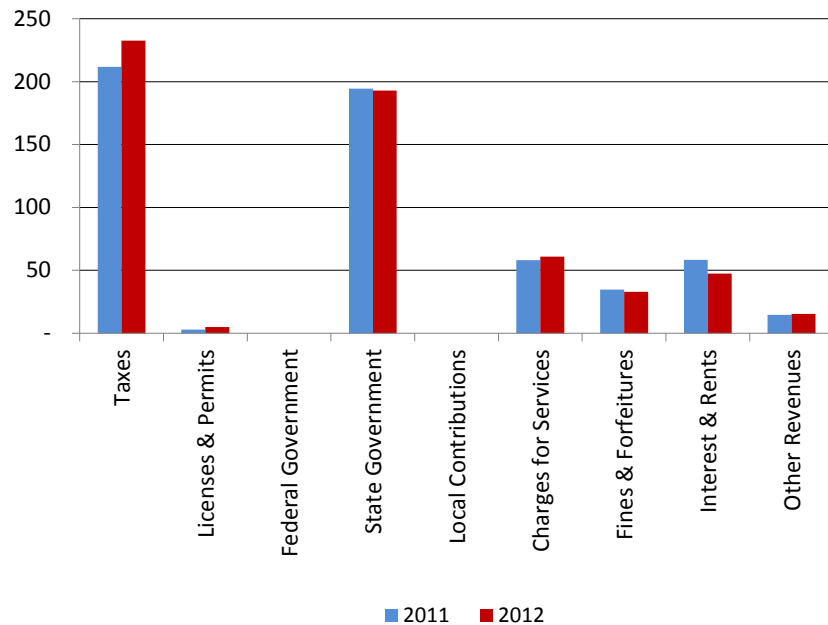
1. Where our money comes from (all governmental funds)



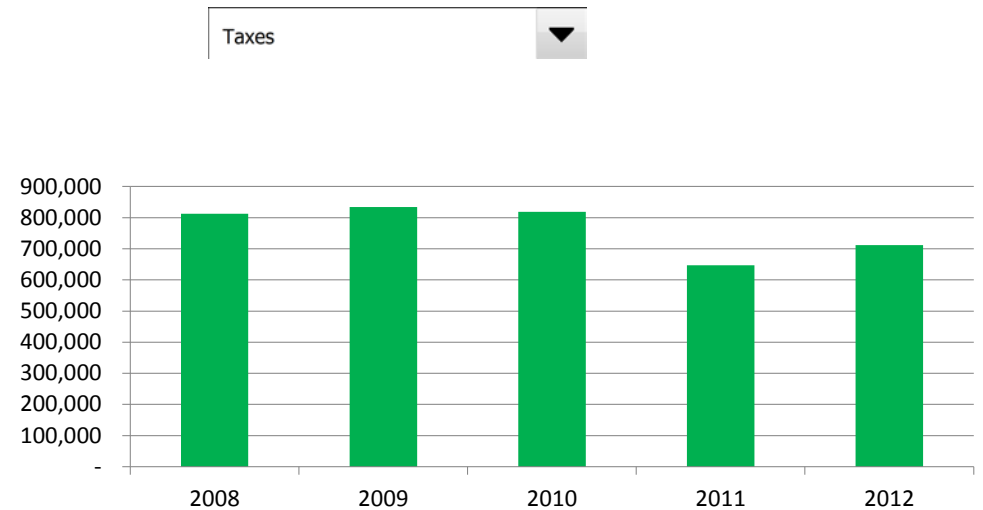
2. Compared to the prior year

	2011	2012	% change
Taxes	\$ 647,456	\$ 711,476	9.89%
Licenses & Permits	9,138	14,890	62.95%
Federal Government	-	-	N/A
State Government	594,999	589,708	-0.89%
Local Contributions	-	-	N/A
Charges for Services	177,793	185,979	4.60%
Fines & Forfeitures	106,152	100,438	-5.38%
Interest & Rents	178,386	145,455	-18.46%
Other Revenues	45,060	47,107	4.54%
Total Revenues	\$ 1,758,984	\$ 1,795,053	2.05%

3. Revenue sources per capita - compared to the prior year



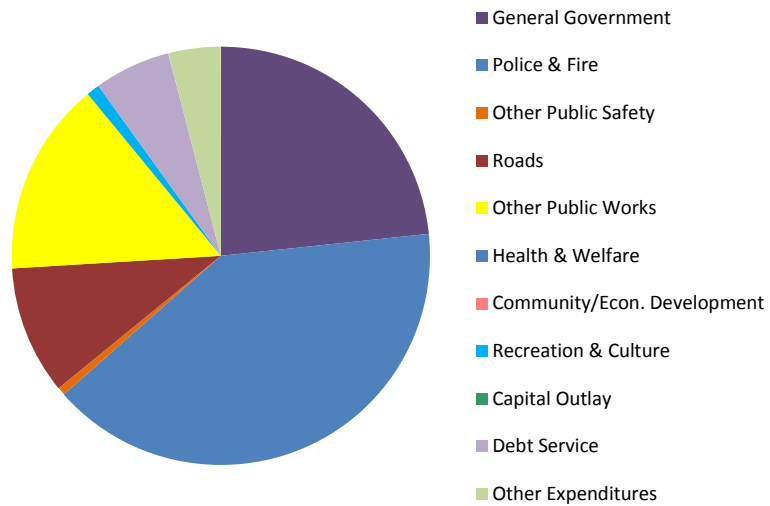
4. Historical trends of individual sources



CITIZENS' GUIDE TO LOCAL UNIT FINANCES - Mount Morris - Genesee

EXPENDITURES

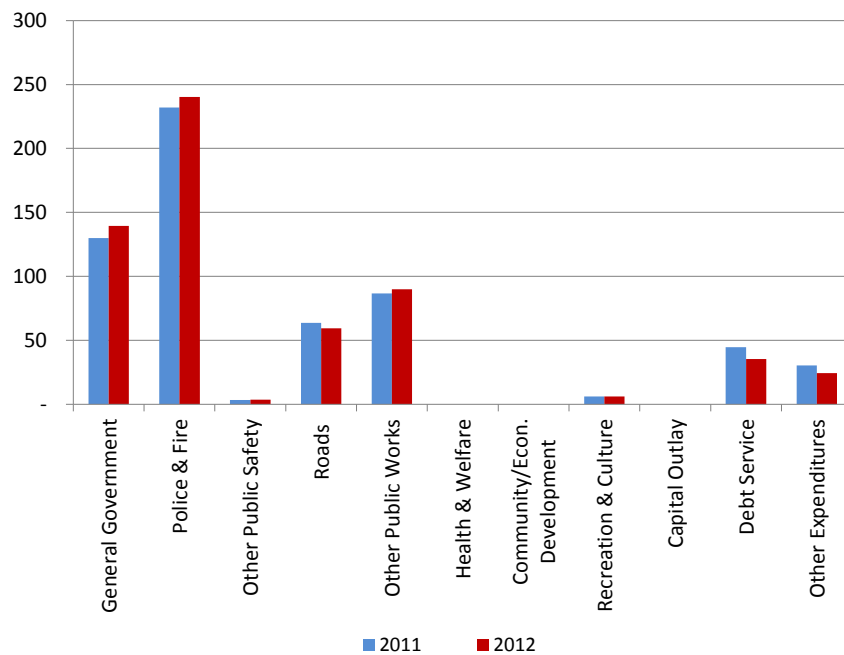
1. Where we spend our money (all governmental funds)



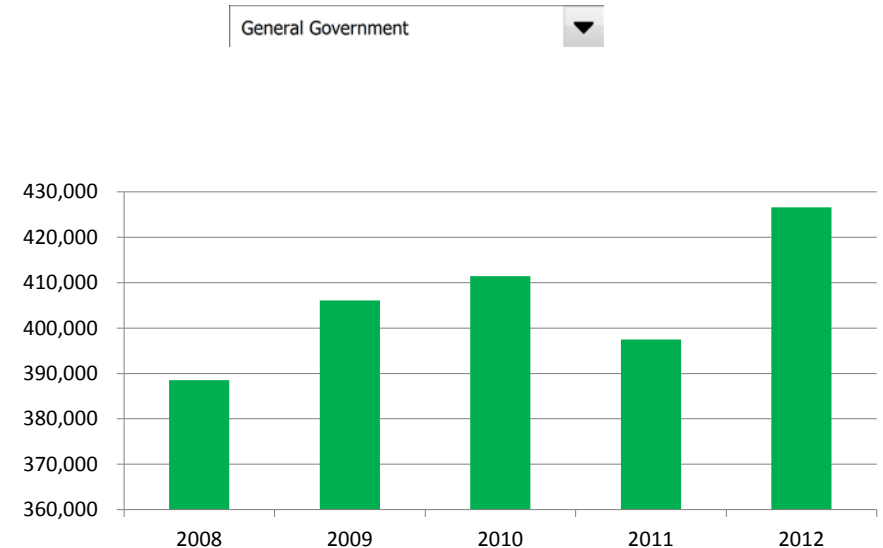
2. Compared to the prior year

	2011	2012	% change
General Government	\$ 397,459	\$ 426,560	7.32%
Police & Fire	710,033	734,652	3.47%
Other Public Safety	10,270	11,166	8.72%
Roads	194,691	181,640	-6.70%
Other Public Works	265,118	274,643	3.59%
Health & Welfare	-	-	N/A
Community/Econ. Development	-	-	N/A
Recreation & Culture	18,166	18,458	1.61%
Capital Outlay	-	-	N/A
Debt Service	136,635	107,882	-21.04%
Other Expenditures	92,634	73,992	-20.12%
Total Expenditures	<u>\$ 1,825,006</u>	<u>\$ 1,828,993</u>	0.22%

3. Spending per capita - compared to the prior year

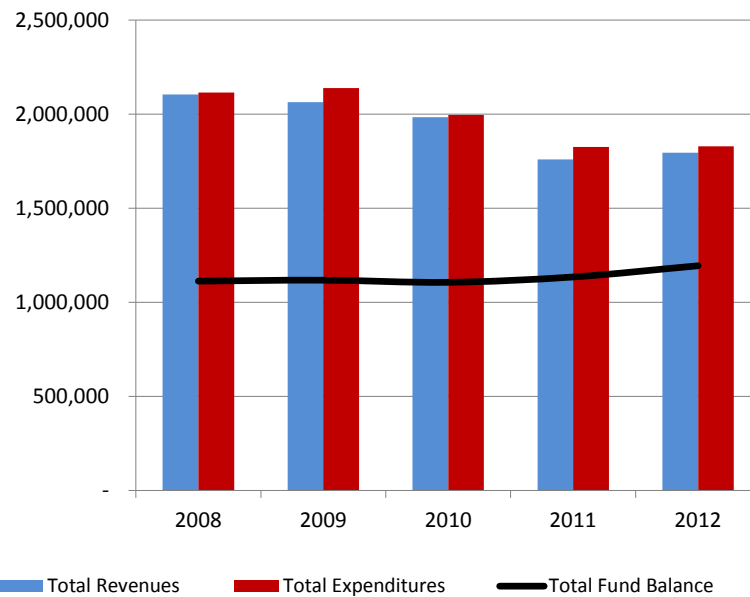


4. Historical trends of individual departments:

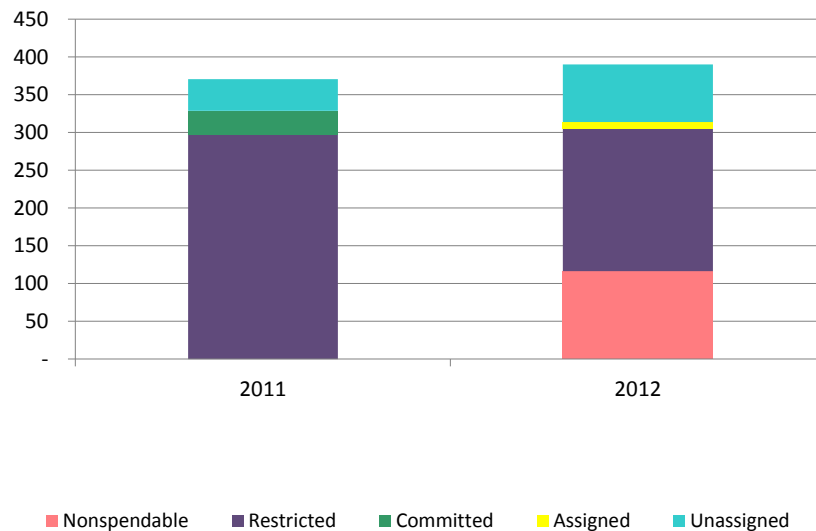


CITIZENS' GUIDE TO LOCAL UNIT FINANCES - Mount Morris - Genesee

1. How have we managed our governmental fund resources (fund balance)?



3. Fund balance per capita - compared to the prior year

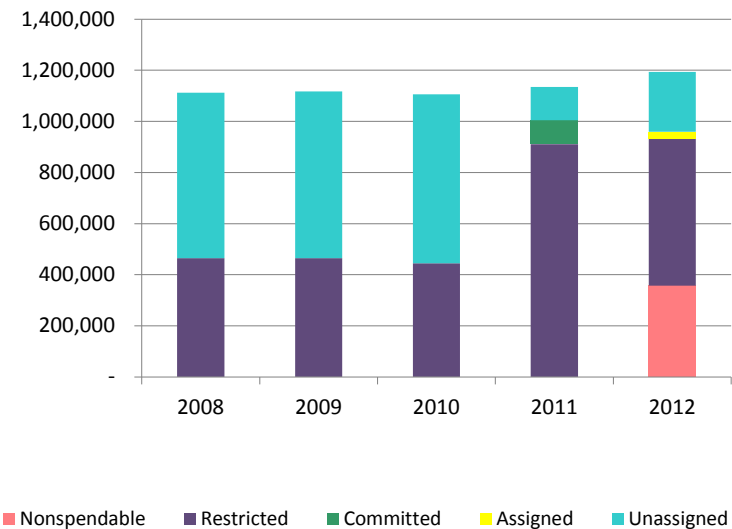


FINANCIAL POSITION

2. Compared to the prior year

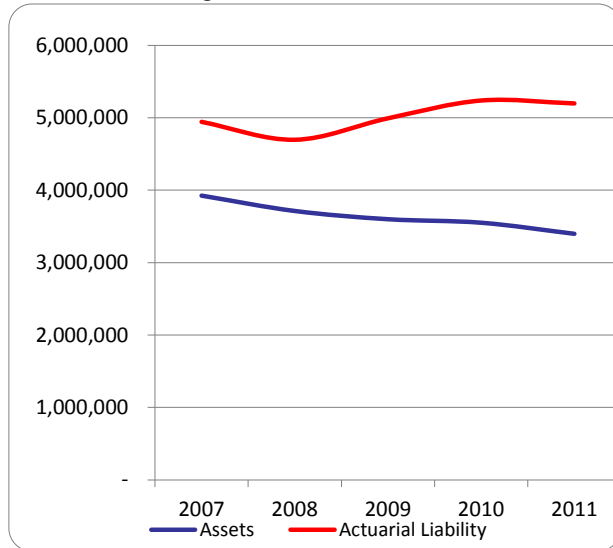
	2011	2012	% change
Revenue	1,758,984	1,795,053	2.05%
Expenditures	1,825,006	1,828,993	0.22%
Surplus (shortfall)	(66,022)	(33,940)	-48.59%
Fund balance, by component:			
Nonspendable	-	356,849	N/A
Restricted	910,478	575,679	-36.77%
Committed	94,631	-	-100.00%
Assigned	-	27,318	N/A
Unassigned	129,035	233,870	81.25%
total fund balance	1,134,144	1,193,716	5.25%

4. Historical trends of individual components

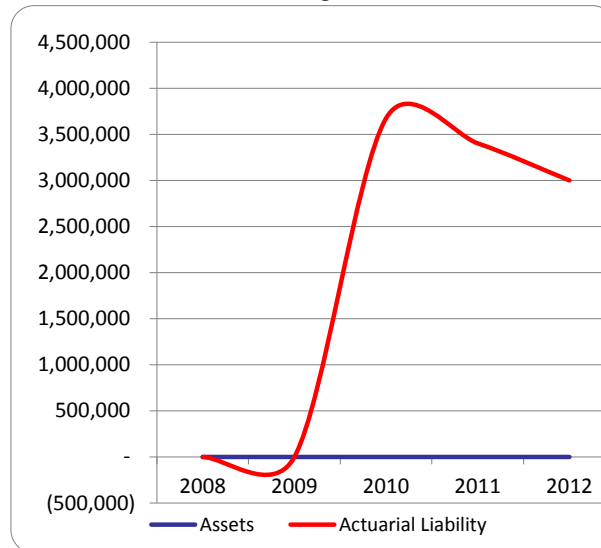


CITIZENS' GUIDE TO LOCAL UNIT FINANCES - Mount Morris - Genesee

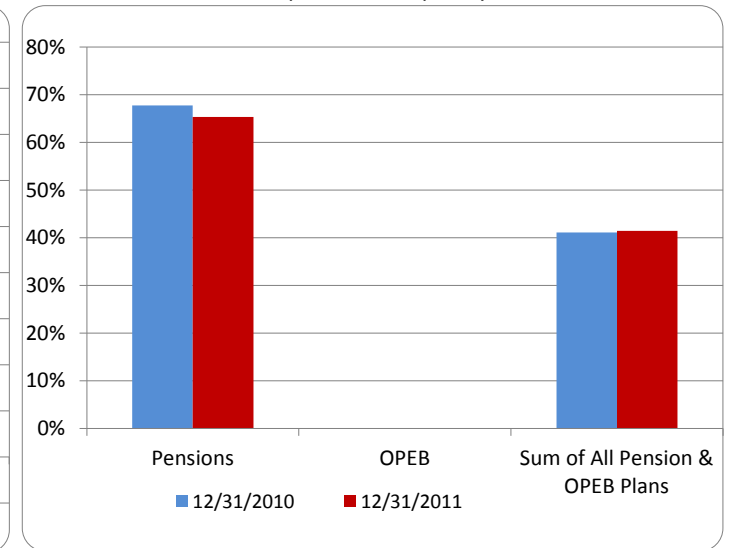
1. Pension funding status



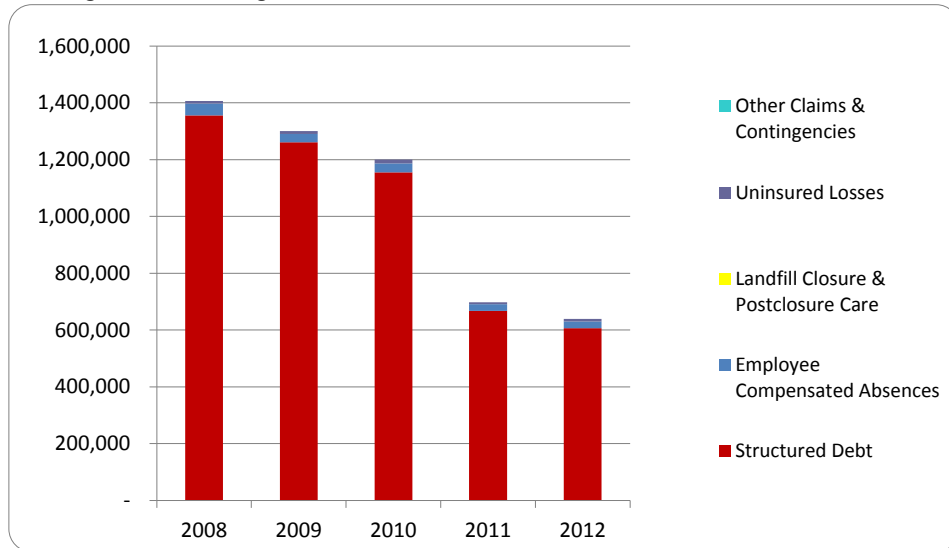
2. Retiree Health care funding status



3. Percent funded - compared to the prior year



4. Long Term Debt obligations:



5. Debt & other long term obligations per capita - compared to the prior year

